

Settings for PartyPoker (Alternative version)

www.warbotpoker.com

This version of PartyPoker is used in some countries. It differs by table layout and table size (it needs to be mini-sized).

Settings

- Basic
- Theme
- Advanced
- Table options
- Bet Slider
- Multi-tabling
- Stacking

Basic Settings

- Enable basic game sounds
- Cards and chips animation
- Enable 4-color deck
- Muck losing/Uncalled hands
- Hide balance
- Enable SIT'N GO JAQKDOT animation sounds

fastpoker Animations

- Slide
- Fade
- Off

Player Image

- Display player image at the table







Image Library

Upload Image

Settings

- Basic
- Theme
- Advanced
- Table options
- Bet Slider
- Multi-tabling
- Stacking

Please select suitable table and card style:



Settings

- Basic
- Theme
- Advanced**
- Table options
- Bet Slider
- Multi-tabling
- Stacking

General settings

- Lobby always on top
- Turn off side panel (except Sit & Gos) ?
- Turn off side panel for Sit & Gos
- Remember table arrangement
- Help on mouse-over
- Open tables in maximum size

Hand history

- Store hand history logs
- Store last: days ?

Email instant hand history

Set tournament reminder

- Show alert
- Email me

Buy-in options

Auto buy-in to cash game tables:

- No Limit/Pot Limit
- Limit
- Auto-rebuy to Max (only on tables where this option is available)

Buy-in for tournaments:

fastforward Auto buy-in

Number of seats

Settings

- Basic
- Theme
- Advanced
- Table options**
- Bet Slider
- Multi-tabling
- Stacking

Display Options

- Enable 'Fold and Show' feature
- Show pop-up (Jackpot, Speed table)
- Show hand strength
- Enable 3-colour action buttons
- Turn off table announcement dialog

Shortcuts

- Use keyboard shortcuts for various commands
- Use F1, F2 and F3 to Fold, Call and Bet

Table Seating

- Use preferred seating

The diagram shows a 10-seat poker table with seats numbered 1 to 10. Seats 10 and 5 are circled in red. Seat 10 is at the far left, and seat 5 is at the top center.

Table Seating

Use preferred seating

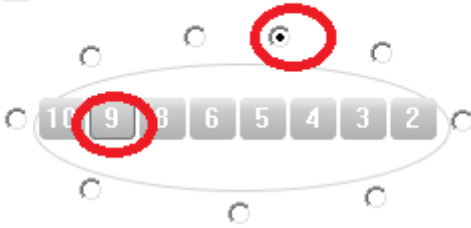


Table Seating

Use preferred seating

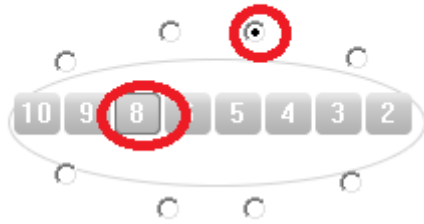


Table Seating

Use preferred seating

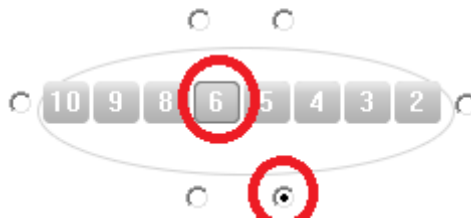
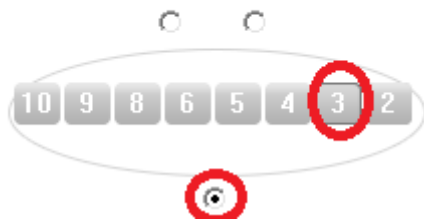


Table Seating

Use preferred seating



Settings

- Basic
- Theme
- Advanced
- Table options
- Bet Slider
- Multi-tabling
- Stacking

Action alerts

- Enable sound alerts at action
- Highlight table window colours at action
- Table pops up in front at action
Does not steal focus from chat and player notes
- Table pops up and takes the focus at action
Steals focus from chat and player notes
- Table stays in focus at action
Until action is completed this option may cause table timeouts

Multi-monitor support

- Support multi-monitors

Table sorting:

- Left-Right

1	2	3
4	5	6
7	8	9
- Top-Down

1	4	7
2	5	8
3	6	9

Hot hand Settings

Enable alerts if:

- Hole card: Select card ranks
 [Select] [Select] and
 [Select] (suits Hold'em only)
- Pot is bigger than (FL): [] x big blind
- Pot is bigger than (NL/PL): [] x big blind
- Raise sequence: Raise-Reraise-Reraise in any betting

Hot hands alerts:

Hot hands will change the table carpet color, show a text alert in the table title bar and 'buzz' the table.

Settings

- Basic
- Theme
- Advanced
- Table options
- Bet Slider
- Multi-tabling
- Stacking

Stacking console options

- Launch stacking console at start
- Launch on primary monitor
- Exclude console from tiling/cascading

Hand information options

Top position pre-flop (Hold'em/Omaha): [Dealer (D)]

*Positional notation: [D, D-1, D-2, etc.]

- Display folded players

Decks

- Traditional
- Modern

Display Settings

General Options

- Display Hot Hand alert
- Display tooltips

Stacking size

[Advanced Table Stacking Console]

- Display player information
- Display action area
Right click for action button when action area is hidden
- Use small deck

Table list options

- Display winning hand alert
- Display 'Pre-Action' indicator
- Display cards when folded

Action area options

- Display 'Urgent Table' feature
- Display previous table icon

Set **minimum** table size when opening your table!

Unzip "PartyAlt_tablemaps.zip" file (found inside this folder) into your bot/scraper folder.